

MOUNT VERNON

NAZARENE UNIVERSITY

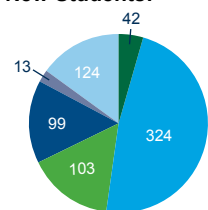
FACT SHEET 2019-2020



Fall 2019 Enrollment

MVNU Average ACT Score: 2019: 23.0 2018: 23.0
National Average: 21.0

New Students:



Traditional		Non-Traditional	
FF	503	FR-SR	202
TR		GRAD	
PS/GU			
RE-AD			
503		202	
Total = 705			

Total Enrollment by Classification:

Classif.	2018		2019		2019			
	Total	Total	Trad.		Non-Trad.		Total	
			F	M	F	M	F	M
FR	399	388	185	156	39	8	224	164
SO	336	343	168	130	37	8	205	138
JR	416	396	173	126	61	36	234	162
SR	520	522	186	129	151	56	337	185
PS	158	159	97	62			97	62
GU/SC	9	59	1	1	52	5	53	6
Grad	405	338			202	136	202	136
Subtotal			810	604	542	249	1,352	853
Total	2,243	2,205	1,414		791		2,205	

2019 MVNU Retention Rate: 79%

Total Enrollment by Degree Status:

	Full-time		Part-time		Total	FTE
	F	M	F	M		
Undergraduates						
First-time in college (trad.)	168	156	0	0	324	326.6
First-time in college (GPS)	0	0	0	0	0	0
All other degree-seeking	712	430	120	63	1,325	1,231.0
Total degree-seeking	880	586	120	63	1,649	1,557.6
All non-degree seeking	21	14	84	48	167	121.7
Total undergraduates	901	600	204	111	1,816	1,679.3
Total graduates	162	105	86	36	389	443.7
Total all students	1,063	705	290	147	2,205	2,123.0

Historical Headcount:

Year	Trad.	Non-Trad.	Grad.	Total
2017	1,377	451	394	2,222
2018	1,405	433	405	2,243
2019	1,420	396	389	2,205

Non-Traditional Students:

Site Location	Undergraduate	Graduate	Total
Columbus-New Albany	17	32	49
Mansfield	45		45
Mount Vernon (downtown)	12	13	25
Mount Vernon (main)	2	45	47
Newark	39	1	40
Online	287	298	585
Total	402	389	791

Total Enrollment by Ethnicity:

Ethnicity	FTIC	Trad.	Non-Trad.	Grad.	Total
American Indian/Alaskan	2	5	1		6
Asian	1	7		3	10
Black/African American	9	33	22	41	96
Hawaiian/Pacific Islander			2		2
Hispanic	12	48	11	11	70
Nonresident alien		11		6	17
Two or more races	11	44	17	11	72
Unknown	15	53	9	14	76
White	274	1,213	340	303	1,856
Total	324	1,414	402	389	2,205

Fall 2019 Enrollment



Age and Gender:

Age	Traditional		Non-Traditional		Graduate		Total
	F	M	F	M	F	M	
<18	92	50					142
18-19	334	264	6				604
20-21	326	196	9	4	3	1	539
22-24	53	83	32	6	40	25	239
25-29	3	7	64	20	56	41	191
30-34	1	2	58	20	35	13	129
35-39	1		40	20	30	18	109
40-49		2	61	20	58	29	170
50-64			24	16	22	14	76
>64				2	4		6
Unknown							
Total	810	604	294	108	248	141	2,205

Geographic Distribution:

State of Residence	2018		2019	
Ohio	2,034	91%	1,974	90%
West Virginia	36	2%	37	2%
Indiana	16	1%	20	1%
Pennsylvania	17	1%	24	1%
Michigan	19	1%	20	1%
Kentucky	10	<1%	10	<1%
Other U.S.	88	4%	98	4%
Foreign Countries*	28	1%	22	1%
Total*	2,248	100%	2,205	100%

* Includes 34 states/U.S. territories & 14 foreign countries (Canada, China, Colombia, Costa Rica, Denmark, France, Ghana, Great Britain, Indonesia, Mexico, South Africa, Spain, Trinidad and Tobago, and Zambia).

Most Frequent Denominations:

Denomination	2018 Total		2019 Total		2019 Trad. Non-Trad.	
Nazarene	554	25%	529	25%	447	82
Non-denomination	265	12%	260	12%	169	91
Christian	199	9%	281	13%	133	148
Baptist	197	9%	196	9%	140	56
Catholic	112	5%	130	6%	53	77
United Methodist	101	5%	77	4%	37	40
Church of Christ	58	3%	48	2%	31	17
Total	1,486		1,521		1,010	511

Nazarene, State, and County:

Student Status	Nazarene		Ohio		Knox County	
FTIC (first-time)	95	4%	274	12%	37	2%
Traditional	447	20%	1,248	57%	248	11%
Non-Traditional	31	1%	391	18%	44	2%
Graduate	51	2%	335	15%	49	2%
Total	624		2,248		378	

MVNU has been ranked:

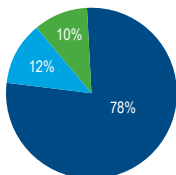
- 2nd for Lowest Average Student Debt in Ohio by LendEdu.com (2019)
- Top 5% Best Colleges for the Money by CollegeFactual.com (2019)
- One of the Best Christian Colleges of 2018 by College Consensus.com
- One of Money Magazine's Best Colleges for 2019

Tuition/Financial Aid and Student Life

TUITION/FINANCIAL AID

Full-Time:	2018-2019	2018-2019
Tuition (Traditional)	\$28,994	\$30,154
Room/Apartment	\$4,564	\$4,748
Board	\$3,606	\$3,800
Student Fee	\$250	\$250
Per Credit Hour	\$803	\$838

- Tuition
- Room
- Board



2018-2019 Financial Aid:

1,676 undergraduates (92%) received \$38,224,182 in aid, including work-study, averaging \$22,807 per undergraduate. 296 graduate students (76%) received \$3,765,402 in aid, averaging \$12,721 per graduate student.

Government:	2017-2018	2018-2019
Loans	\$12,225,133	\$12,806,528
Scholarship/Grant	\$4,168,015	\$3,969,827
Employment	\$168,326	\$181,543
MVNU:		
Scholarship/Grant	\$22,522,434	\$22,881,566
Employment	\$740,868	\$939,935
Other:		
Scholarship/Grant	\$828,131	\$919,887
Private Loan	\$1,614,700	\$2,164,803
Total	\$42,267,607	\$43,864,089

STUDENT LIFE

Honor Societies by Type and Beginning Date:

National:	Alpha Chi Ohio Delta	1978
Nazarene:	Phi Delta Lambda	1976
Departmental:	Delta Mu Delta (Business)	1976
	Sigma Tau Delta (English)	2005
	Psi Chi (Psychology)	2010
	Sigma Theta Tau (Nursing)	2013

On-Campus Residents:

	2018		2019	
# Residents (% of Traditional Undergraduates)	1,015	72%	1,008	71%
Residence Hall Capacity (% Full)	1,122	90%	1,136	87%

Resident Student Participation:

	2017-2018		2018-2019	
Female Intramurals	303	37%	171	37%
Male Intramurals	355	66%	292	63%

Student Life Contacts:

	2018-2019
Individual Counseling Contacts*	1,378
Training Sessions and Seminars	777
Student Health Visits	1,140

*Includes professional/clerical staff.

Student Body and Class Presidents:

Michael Mohnasky, Student Government Association President
Nathan Parker, Senior Class President
Carson Weghorst, Junior Class President
Hannah Johns, Sophomore Class President
Lydia Angel, Freshman Class President



ATHLETICS

National: NAIA
Mascot: Cougars
Colors: Blue and Green
Conference: Crossroads League



Athletic Teams:	M	F	Season
Basketball	X	X	Winter
Baseball	X		Spring
Bowling	X	X	Fall
Cheerleading (coed)	X	X	Fall/Spring
Cross Country	X	X	Fall
Esports (coed)	X	X	Fall
Golf	X	X	Fall/Spring
Indoor Track and Field	X	X	Winter
Lacrosse	X		Spring
Outdoor Track and Field	X	X	Spring
Soccer	X	X	Fall
Softball		X	Spring
Tennis	X	X	Fall/Spring
Volleyball	X	X	Fall

Facilities:

Ariel Arena – Basketball, Volleyball
 Donoho Recreation Center – Intramurals
 Cougar Fields – Baseball, Lacrosse, Soccer, Softball
 Ramser Tennis Courts – Tennis

Athletic Director:

Chip Wilson

Sports Information Director:

Jonathon Loughridge

Mount Vernon Nazarene University Athletics named a NAIA Five-Star Champions of Character Gold institution

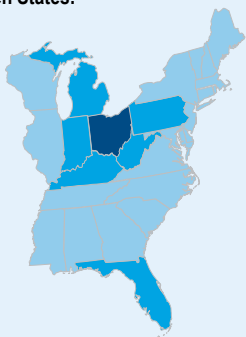
The NAIA's Champions of Character program is the NAIA's initiative to build character through athletics. The 2018-19 school year marks the first time in department history that MVNU has earned the gold-level Five-Star Champions of Character award. The five core values of the Champions of Character program — respect, responsibility, integrity, servant leadership and sportsmanship — seek to craft positive character traits in student-athletes during their time at their respective universities. This goal is achieved through community projects, continuing education and an emphasis on sportsmanship in competition.



ALUMNI

Geographic Distribution of Alumni by Top Seven States: (Includes only alumni with current addresses.)

Top Seven States	2019	
Ohio	14,213	68%
Florida	433	2%
West Virginia	395	2%
Pennsylvania	384	2%
Indiana	292	1%
Tennessee	265	1%
Kentucky	258	1%
All Other	4,594	22%



Total # of living alumni: 21,209
 Total # of known correct addresses: 18,923

Academic Majors 2018

Fall 2018 Enrolled Majors, Teaching Faculty, & Graduates

School	First Major	Instructional Faculty					Graduates		
Department/Program	Total	Contract Status			FTE	Doc.	Bac.	Assoc.	Grad.
		F-T	P-T/ Adj	Total					
Arts and Humanities	203	14	30	44	25.21	14	52	0	0
Art and Design	55	3	4	7	4.17	0	20		
Communication	43	1	9	10	5.00	2	10		
English & Modern Lang.	40	5	8	13	6.85	5	7		
History & Political Sci.	33	2	2	4	3.25	4	7		
Music	32	3	7	10	5.94	3	8		
Jetter School Prof. Studies	408	14	33	47	21.57	12	72	0	0
Accounting	41						7		
Business	114	5	4	9	6.39	4	25		
Early Childhood Ed.	63	7	11	18	9.45	6	13		
Exercise Science	29	0	15	15	2.67	0	6		
Intervention Specialist	41						5		
Middle Childhood Ed.	28						3		
Physical Ed./Health Ed.	7						1		
Social Work	61	2	3	5	3.06	2	9		
Sports Management	24						3		
Natural & Social Sciences	301	19	16	35	24.43	20	77	0	0
Biology	110	5	1	6	5.34	4	36		
Chem., Phys., & Earth Sci.	15	3	4	7	4.34	5	1		
Computer Science	27	2	1	3	1.88	1	7		
Criminal Justice	25						7		
Engineering	54	3	0	3	3.00	3	6		
Mathematics	25	3	3	6	4.72	2	6		
Psychology	45	3	7	10	4.66	5	14		
Nursing & Health Sciences	202	6	5	11	6.93	4	22	0	0
Commun. Sci. & Disorders	31	1	2	3	1.21	1	1		
Health Sciences	7								
Nursing	164	5	3	8	5.72	3	21		
Theology & Philosophy	105	5	11	16	7.91	11	15	0	0
Christian Ministry	91	1	5	6	2.27	3	15		
Religion & Philosophy	14	4	6	10	5.64	8			
GPS Undergraduate Prog.	433	1	50	51	21.50	11	134	10	0
Business	177	0	21	21	9.20	4	69	8	
Computer Science							4		
Early Childhood Ed.	77	0	6	6	1.80	1			
General Studies	42	0	9	9	5.29	3		2	
Nursing	29	0	1	1	.95	1	25		
Public Administration	15	0	1	1	.17	1	6		
Social Work	93	1	12	13	4.09	1	30		
GPS Graduate Program	405	2	31	33	17.72	20	0	0	134
Graduate Business	184	1	11	12	11.67	12			97
Graduate Education	196	1	19	20	5.42	8			34
Graduate Religion	25	0	1	1	.63	0			3
Other	223	1	11	12	5.98	2		2	
General Studies								2	
Guests/Sr. Citizens	3								
Interdisciplinary			5	5	2.14	1			
Miscellaneous		1	6	7	3.84	1			
Post-secondary	202								
Undeclared	18								
Subtotal							372	12	134
Total	2,280	62	187	249	129.99	94		518	

*Includes faculty with F-T contracts that include some administration or coaching.

Academic Majors 2019



Fall 2019 Enrolled Majors, Teaching Faculty, & Graduates

School	First Major	Instructional Faculty					Graduates		
Program	Total	Contract Status			FTE	Doc.	Bac.	Assoc.	Grad.
		F-T	P-T/ Adj	Total					
Arts and Humanities	184	11	36	47	20.66	18	41	1	
Art and Design	47	3	2	5	3.42	0	16		
Communication	38	1	8	9	4.23	2	7		
English & Modern Lang.	29	3	11	14	5.67	5	9		
History & Political Sci.	39	1	2	3	2.21	2	7		
Music	31	3	13	16	5.13	9	2	1	
Jetter School Prof. Stud.	413	14	30	44	21.24	10	82		
Accounting	34						8		
Business	115	5	4	9	6.72	4	32		
Early Childhood Ed.	68	7	8	15	8.70	5	10		
Exercise Science	44		16	16	2.71	0	3		
Intervention Specialist	35						5		
Middle Childhood Ed.	24						4		
Physical Ed./Health Ed.	9								
Social Work	57	2	2	4	3.11	1	14		
Sports Management	27						6		
Natural & Social Sciences	330	20	13	33	24.43	22	42		
Biology	120	5	2	7	5.90	5	18		
Chem., Phys., & Earth Sci.	16	3	2	5	3.20	4	2		
Computer Science	28	2		2	1.79	2	2		
Criminal Justice	26						5		
Engineering	64	4		4	3.59	4	3		
Mathematics	32	3	2	5	4.80	2	5		
Psychology	44	3	7	10	5.14	5	7		
Nursing & Health Sciences	210	6	6	12	10.38	4	28		
Commun. Sci. & Disorders	31	1	3	4	1.46	1	5		
Health Sciences	16								
Nursing	163	5	3	8	8.92	3	23		
Christian Ministry	92	4	9	13	7.01	7	24		
Christian Ministry	65		4	4	1.99	1	8		
Intercultural Studies	18						13		
Religion & Philosophy	9	4	5	9	5.02	6	3		
GPS Undergraduate Prog.	396	1	66	67	22.83	18	125	14	
Business	134		21	21	8.73	7	71	2	
Computer Science									
Early Childhood Ed.	77		17	17	3.76	6	8		
General Studies	54		10	10	3.69	3		12	
Nursing	25		1	1	.93	0	11		
Ministry	4								
Public Administration	15		1	1		0	4		
Social Work	87	1	16	17	5.72	2	31		
GPS Graduate Program	387	2	31	33	20.97	21			157
Graduate Business	181	1	8	9	11.13	9			103
Graduate Education	176	1	21	22	9.21	10			39
Graduate Religion	30		2	2	.63	2			15
Other	193	1	8	9	5.79	1			
Guests/Senior Citizens	10								
Interdisciplinary			1	1		0			
Miscellaneous		1	7	8		1			
College Credit Plus (CCP)	159								
Undeclared	24								
Subtotal							342	15	157
Total	2,205	59	199	258	133.26	101		15	157
								514	

Faculty and Staff

FACULTY



2019 President's Award for Excellence in Teaching

Carla F. Swallow
Assistant Professor of Psychology

Fall 2019 Faculty by Status by Teaching Load:

Status	Full-time		Part-time**	Adjunct	Total	
Number	59	9*	7	181		
Total	68		188		256	

*Includes administrators with part-time teaching.

**Regular part-time teaching at least 12 hours.

Rank and Salary of Full-Time Teaching Faculty:

Rank	Female		Male		Salary*	
Professor	7	26%	20	61%	\$64,620	49%
Associate Prof.	4	15%	4	12%	\$52,903	17%
Assistant Prof.	15	56%	8	24%	\$52,943	33%
Instructor	1	3%	1	3%		1%
Total	27	100%	33	100%	Mean Salary: \$57,563	

*Merit and department chair pay not included; based on 9-month salary.

Mean Age of F-T Teaching Faculty with Rank: 49.5

Doctoral Degrees of F-T Teaching Faculty: 41/60 = 68%

Mean Credit Hour Load for Traditional Undergraduates:

Fall 2018	Spring 2019	Fall 2019
14.19	14.35	14.98

FTE Student/Faculty Ratio:	2017	2018	2019
Undergraduate Traditional	14.6/1	15.2/1	15.3/1
Undergraduate Non-Traditional	20.1/1	16.0/1	13.6/1
Total Undergraduate	15.4/1	15.4/1	15.0/1
Graduate	26.3/1	20.8/1	21.1/1
Grand Total	16.6/1	16.1/1	15.9/1

Faculty and Staff	Full-Time		Part-Time		Total	
Classification						
Faculty	82	92%	7	8%	89	29%
Exec./Admin. Fac.	22	100%	0	0%	22	7%
Teaching Faculty	60	90%	7	10%	67	22%
Staff	197	88%	26	12%	223	71%
Exec/Admin/Mgr	38	100%	0	0%	38	12%
Other Professionals	103	87%	15	13%	118	38%
Sec./Clerical	21	75%	7	25%	28	9%
Skilled Craft	9	100%	0	0%	9	3%
Service/Maint.	26	87%	4	13%	30	9%
Total	279	89%	33	11%	312	100%



2019 Faculty Member of the Year

LeeAnn H.M. Coutts, Ph.D.

Professor of Psychology

Dean of the School of Natural and Social Sciences

STAFF



2019 Staff Member of the Year

Jared Sponseller

Director of Student Financial Services

ACADEMIC AFFAIRS

Accreditation:

The Higher Learning Commission

230 S. LaSalle, Suite 7-500, Chicago, IL 60604

800-621-7440 hlcommission.org

Courses Offered by Class Level: 2019-2020

0000	1000	2000	3000	4000	5000	6000	Total
12	327	297	395	251	11	213	1506
.8%	22%	19%	26%	17%	.7%	14%	100%

Total Number of Classes Taught 2017-18: 1,390

Degrees Awarded:	2017-2018		2018-2019	
Associate	11	2%	15	2%
Bachelor	375	72%	342	72%
Master of Arts in Education	34	7%	39	7%
Master of Business Administration	92	18%	98	18%
Master of Ministry	3	1%	15	1%
Master of Science in Management	5	1%	5	1%
Total (from 7/1 to 6/30)	520	100%	514	100%

Library/ERC Holdings:	2017-2018	2018-2019
Volumes	161,282	161,318
Microforms	23	23
Periodicals [Titles]	[926]	[876]
Non-print	4,459	4,468
Electronic Books	2,514	2,514
Total*	168,278	168,323

*OhioLINK provides access to 46+ million library items, 27+ million journal articles, 89,000+ theses and dissertations, 160,000+ e-books, and 100+ databases.

Operating Budget and University Relations

ANNUAL OPERATING BUDGET

	2018-19 Actual	2019-20 Prelim. Budget
Revenue		
Traditional tuition and fees	\$37,375,255	\$37,179,490
GPS tuition and fees	6,100,232	5,783,778
Traditional financial aid	-22,803,720	-22,645,531
GPS financial aid	-152,044	-125,000
Net Revenue	\$20,519,723	\$20,192,737
Church revenue	1,568,777	1,515,000
Gifts, grants, miscellaneous	773,121	457,304
Auxiliaries	8,722,943	8,625,600
Investment return	29,886	125,000
Non-mandatory transfers	-192,642	-223,187
Total revenue	\$31,421,808	\$30,692,454
Expenditures		
Salaries, wages, and benefits	\$20,431,288	\$20,672,332
Service	3,158,940	3,182,693
Supplies	606,555	712,005
Meetings, transportation, and meals	2,901,069	2,930,333
Occupancy and office expense	2,562,298	2,554,644
Furn., equip., rental, maintenance	304,867	405,647
Miscellaneous	411,069	219,888
Reserve	-	-
Mandatory transfers (int. & prin. exp.)	757,060	694,990
Capital expenditures	570,598	543,335
Prioritization		-568,148
Total*	\$31,703,744	\$31,347,619
Surplus (deficit)	(281,936)	(655,165)

*Does not include depreciation expense.

*Fiscal year end changed from 5/31 to 6/30, effective in the 2018-19 year.

UNIVERSITY RELATIONS

Endowment Funds 2019

Endowment Funds as of:	5/31/2018	6/30/2019
Restricted:		
Scholarship/Student Loans	\$14,420,422	\$15,298,466
Maintenance/Energy	\$242,065	\$257,254
Other	\$1,775,370	\$1,944,168
Quasi/Unrestricted:		
Scholarships	\$1,060,321	\$825,025
Maintenance/Energy	\$878,216	\$933,323
Other	\$2,832,078	\$3,378,244
Total	\$21,188,472	\$22,636,480

*Includes endowment funds held by MVNU's endowment managers and quasi-endowment funds held by MVNU.

East Central Region Church Giving:

District as of:	5/31/2018	6/30/2019
Eastern Kentucky	\$80,179	\$74,512
East Ohio	\$116,600	\$150,606
North Central Ohio	\$255,013	\$274,936
Northwestern Ohio	\$278,788	\$297,616
South Central Ohio	\$327,023	\$261,736
Southwestern Ohio	\$282,488	\$337,357
West Virginia North	\$104,395	\$117,150
West Virginia South	\$115,874	\$135,673
Total	\$1,560,359	\$1,649,586





CAMPUS MINISTRIES

Service Learning Trip	Participants
Belize	10
Guyana	15
Inez, KY	18
Indianapolis, IN	11
McAllen, TX	11
Portland, OR	8
Swaziland	11

CoSMO

There are 14 ministries called CoSMO (Community Service and Ministry Opportunities). These groups serve children, teens, the developmentally disabled, and the elderly. In 2018-19, about 256 students were involved.

M2540

The 2018-19 M2540 mission initiatives were as follows:

Fall	Knox Education
Fall	Knox Needs (Food For The Hungry)
Spring	Belize Student Scholarships
Spring	Swaziland

Campus Ministries

The Campus Ministries division conducts all corporate chapel experiences, freshmen small groups, upper division student mentoring, critical conversations, justice talks, and partner with the Campus Life division on the wellness program.

CAMPUS FACILITIES

BUILDING	CONST.	RENOV.	BUILDING	CONST.	RENOV.
Academic Space:			General Service (cont.):		
Buchwald Center	1904	2009	Indoor Hitting Facility	1998	
Clarence & Jennie Moore Center	2000	2016	Morrison Facilities Building	2011	
Faculty Hall	1970	2017	PineCrest Farm		
Hunter Hall	1940	2011	President's Guest House	1950	2012
Hyson Campus Center	1968	2011	Student Health Services	1977	2007
Jetter School of Business	1990	2008	The Barn	1930	2008
Regents Hall	1984	2017	The Mount Vernon Grand Hotel	2015	
R. R. Hodges Chapel and Fine Arts Center	1989	1991	Welcome Center	1992	2017
Stephen W. Nease Center	1959	2018	William and Evelyn Prince Student Union	1969	2017
Thorne Library/Learning Resources Center	1996	2017	Edgewood Road Property	1983	2018
Administrative Space:			Student Housing:		
Academic Services	1978	2005	Birch Apartments	1988	1994
Lakeholm Manor	1870	2007	Cedar Apartments	1975	2018
Founders Hall	1968	2017	Cyprus Apartments	2000	2015
Parry Business Services	1977	1996	Elmwood Apartments	1977	2015
General Service Space:			Galloway Hall	1972	2016
Ariel Arena	2013		Glen House Apartments	1968	
Central Complex	1976	1992	Maplewood Apartments	1976	2016
Couchenour House	1968	2004	Oakwood Hall	1969	2017
Cougar Corner Bookstore	1984	2014	Pioneer Hall	1968	2016
Donoho Recreation Center	1969	2016	Redwood Hall	1998	
Facilities Services Storage	1994		Rosewood Apartments	1995	1996
Historical Ice House	1870	1997	Spruce Apartments	1994	2017

Total # of Acres: 332



SENIOR LEADERSHIP TEAM

Henry W. Spaulding II, Ph.D.

President and Chief Executive Officer

B. Barnett Cochran, Ph.D.

Vice President for Academic Affairs and Chief Academic Officer

Scott L. Campbell

Vice President for Finance and Chief Financial Officer

James W. Smith

Vice President for University Relations

Eric. W. Stetler

Vice President for Graduate and Professional Studies

Tracy J. Waal

Vice President for Student Life

MOUNT  VERNON
NAZARENE UNIVERSITY

800 Martinsburg Road
Mount Vernon, OH 43050

Tel. 740-392-6868

Fax 740-397-2769

mvnu.edu

Prepared by

Institutional Effectiveness Office

Krissta N. Hadsell, M.B.A.,

Director of Institutional Research and Accountability

(ext. 4125)